

# Main Provider Performance September 2023

The following slides present performance against key strategic, NHS constitution, quality and safety indicators for the main providers the Sefton Place commission from.

Time periods vary for the indicators presented and are indicated in the tables latest data available displayed.



# Sefton Place – North Sefton



Cheshire and Merseyside







Key Performance Area	Time Period	Performance	C&M	National	Target	Trend
A&E 4 hour Waits, All Types MWLTH from July 23 (Mersey & West Lancashire Teaching Hospital) prev SOHT	Aug-23	71.30%	73.43%	72.98%	76%	
Cancer 2 Week Waits (MWLTH from July 23)	Jul-23	80.34%	82.11%	77.52%	93%	
Cancer 62 Day - Screening (MWLTH from July 23)	Jul-23	70.00%	52.27%	63.29%	90%	
Cancer 31 Day 1st Treatment (MWLTH from July 23)	Jul-23	95.14%	92.52%	91.81%	96%	
RTT -18 Weeks Incomplete (MWLTH from July) snapshot	Jul-23	61.51%	56.11%	58.60%	92%	
C. Difficile (Southport & Ormskirk) cumulative YTD	Aug-23	13	-	-	2023-24 Target <=/=39	
MRSA (Southport & Ormskirk) cumulative YTD	Aug-23	1	-	-	zero tolerance	
Stroke (80% of Pts spending 90% of time on Stroke Unit, Southport & Ormskirk)	Jun-23	73.33%	-	-	80%	<<-- latest data
% TIA assessed and treated within 24 hours (Southport & Ormskirk)	Jun-23	42.86%	-	-	60%	<<-- latest data
Ambulance Category 1 Mean 7 minute response time (NS Place Level)	Aug-23	00:08:14	00:08:03 (NWAS)	00:08:17	<=7 Minutes	
Ambulance Category 1 90th Percentile 15 minute response time (NS Place Level)	Aug-23	00:15:20	00:13:50 (NWAS)	00:14:46	<=15 Minutes	
Ambulance Category 2 Mean 18 minute response time (NS Place Level)	Aug-23	00:38:11	00:27:18 (NWAS)	00:31:30	<=30 Minutes	
Ambulance Category 2 90th Percentile 40 minute response time (NS Place Level)	Aug-23	01:21:51	00:57:48 (NWAS)	01:07:21	<=40 Minutes	
Ambulance Category 3 90th Percentile 120 minute response time (CCG Level)	Aug-23	06:04:19	05:28:22 (NWAS)	04:09:35	<=120 Minutes	
Ambulance Category 4 90th Percentile 180 minute response time (NS Place Level)	Aug-23	03:14:01	05:35:10 (NWAS)	05:00:00	<=180 Minutes	
Mental Health: IAPT 16.8% Access (NS Place Level)	Aug-23	0.83%	-	-	1.59% per month Qtr 1-3 1.83% per month Qtr 4	
Mental Health: IAPT 50% Recovery (NS Place Level)	Aug-23	58.1%	-	-	50%	
Mental Health: IAPT waiting <6 weeks (NS Place)	Aug-23	83.0%	-	-	75%	
Mental Health: IAPT waiting <18 weeks (NS Place)	Aug-23	98.0%	-	-	95%	

# Southport & Ormskirk Hospital NHS Trust

## Friends & Family



Cheshire and Merseyside

Measure	Time Period	Southport & Ormskirk	C&M	National (Target)	Trend
Inpatient – Response Rate	Jul-23	39.4%	35.8%	21.5%	
Inpatient Recommended	Jul-23	95.0%	95.0%	95.0%	
Inpatient Not Recommended	Jul-23	3.0%	2.0%	2.0%	
A&E – Response Rate	Jul-23	27.5%	17.0%	11.1%	
A&E Recommended	Jul-23	85.0%	81.0%	82.0%	
A&E Not Recommended	Jul-23	11.0%	13.0%	12.0%	

Key Performance Area	Time Period	Performance	C&M	National	Target	Trend
A&E 4 hour Waits, All Types (LUHFT)	Aug-23	68.92%	73.43%	72.98%	76%	
Cancer 2 Week Waits (LUHFT)	Jul-23	88.19%	82.11%	77.52%	93%	
Cancer 62 Day - Screening (LUHFT)	Jul-23	37.33%	52.27%	63.29%	90%	
Cancer 31 Day 1st Treatment (LUHFT)	Jul-23	86.20%	92.52%	91.81%	96%	
RTT -18 Weeks Incomplete (LUHFT) Snapshot	Jul-23	53.59%	56.11%	58.60%	92%	
C.Difficile (LUHFT) cumulative YTD	Aug-23	67	-	-	2023-24 Target <=133	
MRSA (LUHFT) cumulative YTD	Aug-23	0	-	-	zero tolerance	
Stroke (80% of Pts spending 90% of time on Stroke Unit) (LUHFT)	Qtr 4 Mar-23	60.2%	-	-	80%	<<- latest data
% TIA assessed and treated within 24 hours (LUHFT)	Jun-23	-	-	-	60%	
Ambulance Category 1 Mean 7 minute response time (SS Place Level)	Aug-23	00:07:45	00:08:03 (NWAS)	00:08:17	<=7 Minutes	
Ambulance Category 1 90th Percentile 15 minute response time (SS Place Level)	Aug-23	00:12:52	00:13:50 (NWAS)	00:14:46	<=15 Minutes	
Ambulance Category 2 Mean 18 minute response time (SS Place Level)	Aug-23	00:36:36	00:27:18 (NWAS)	00:31:30	<=30 Minutes	
Ambulance Category 2 90th Percentile 40 minute response time (SS Place Level)	Aug-23	01:18:32	00:57:48 (NWAS)	01:07:21	<=40 Minutes	
Ambulance Category 3 90th Percentile 120 minute response time (SS Place Level)	Aug-23	06:58:58	05:28:22 (NWAS)	04:09:35	<=120 Minutes	
Ambulance Category 4 90th Percentile 180 minute response time (SS Place Level)	Aug-23	03:40:29	05:35:10 (NWAS)	05:00:00	<=180 Minutes	
Mental Health: IAPT 16.8% Access (SS Place Level)	Aug-23	0.98%	-	-	1.59% per month Qtr 1-3 1.83% per month Qtr 4	
Mental Health: IAPT 50% Recovery (SS Place Level)	Aug-23	53.2%	-	-	50%	
Mental Health: IAPT waiting <6 weeks (SS Place)	Aug-23	82.0%	-	-	75%	
Mental Health: IAPT waiting <18 weeks (SS Place)	Aug-23	99.0%	-	-	95%	

# Liverpool University Hospital NHS FT

## Friends and Family



Cheshire and Merseyside

Measure	Time Period	LUHFT	C&M	National (Target)	Trend
Inpatient – Response Rate	Jul-23	24.7%	35.8%	21.5%	
Inpatient Recommended	Jul-23	92.0%	95.0%	95.0%	
Inpatient Not Recommended	Jul-23	4.0%	2.0%	2.0%	
A&E – Response Rate	Jul-23	17.1%	17.0%	11.1%	
A&E Recommended	Jul-23	72.0%	81.0%	82.0%	
A&E Not Recommended	Jul-23	20.0%	13.0%	12.0%	

# NWAS – Paramedic Emergency Services (PES) Summary

Data Source: Provider Level (NWAS)

## Dashboard

Key Risk Data ▲ Low ▲ Moderate ▲ High  
 ● Published □ Local ✗ Not available

Aug-23	Cat 1 (Mean)	Cat 2 (Mean)	Cat 3 (90th Percentile)	Cat 4 (90th Percentile)
Target	00:07:00	00:30:00	02:00:00	03:00:00
South Sefton	00:07:45	00:36:36	06:58:58	03:40:29
North Sefton	00:08:14	00:38:11	06:04:19	03:14:01
NWAS	00:08:03	00:27:18	05:28:22	05:35:10
Risk	▲	▲	▲	▲
Data	Published	Published	Published	Published

## Performance Charts

